

Visual Anthropology – Case Study

PORTRAITS
PRESERVING
ANONYMITY

Curated by
CLAUDINE BOEGLIN
Revealing Reality 2018



1


WIDE SHOTS

Wide-angle sceneries will allow you to keep your subject[s] unveiled as **imperceptible [non-identifiable] silhouettes**

Visual Anthropology – Case Study

PRESERVING ANONYMITY









2

Deserted Theatres

ATMOSPHERIC EMPTINESS

Capture what you feel when
you land in/leave a new space.

Build mood and tonality;
tell a space and a people

the moment after

Visual Anthropology – Case Study

PRESERVING ANONYMITY







3

SKIN GEOGRAPHY & SENSORY OBJECTS

Body and skin collect memories.
They carve into furrows. Same
for objects. They collect marks.
Even scars & dust tell stories

Visual Anthropology – Case Study

PRESERVING ANONYMITY









4

HEAD DOWN
HEAD TURNED
HEAD CROPPED

Bare napes, a silhouette,
a posture, a curtain of hair,
a haircut... Collect clues
preserving mystery

Visual Anthropology – Case Study
PRESERVING ANONYMITY









5

HIDING WITH HUMOUR

Play with window dressing concepts. Hide faces behind photographs, towels, curtains...


Play with mirrors...

Play with a sibling

Visual Anthropology – Case Study


PRESERVING ANONYMITY

















6

COMPOSE / SCULPT WITH LIGHTS & SHADOWS

Use backlight effects [light behind the subject, subject in shadow] or flares [late afternoon bright light blinding a face]. Observe light dynamics. Enter a space and **understand the light**

















7

Test #1

Anna Waldie “experiments” with her boyfriend

This exercise needs to be thought out with creative forward planning. It requires stillness of mind, observation, composition, and creativity

Train, don't count on luck

Visual Anthropology – Case Study

PRESERVING ANONYMITY



Action!

Your Turn

→ **Good luck**